

TUNG-SOL

PENTODE

MINIATURE TYPE

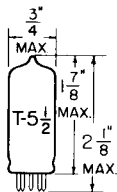
COATED UNIPOTENTIAL CATHODE

HEATER

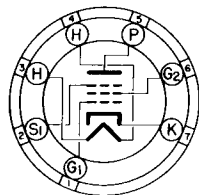
12.6 VOLTS 150 MA.

AC OR DC

ANY MOUNTING POSITION



GLASS BULB



BOTTOM VIEW

MINIATURE BUTTON
7 PIN BASE

TCC

THE 12BA6 IS A PENTODE AMPLIFIER HAVING A REMOTE CONTROL GRID CHARACTERISTIC AND UTILIZING THE MINIATURE CONSTRUCTION. AS A RF AMPLIFIER IT IS CHARACTERIZED BY HIGH TRANSCONDUCTANCE AND LOW GRID-PLATE CAPACITANCE.

DIRECT INTERELECTRODE CAPACITANCES

	WITH SHIELD ^A	WITHOUT SHIELD	
GRID TO PLATE: (G ₁ TO P) MAX.	0.0035	0.0035	μuf
INPUT: G ₁ TO (H+K+G ₂ +G ₃ &S)	5.5	5.5	μuf
OUTPUT: P TO (H+K+G ₂ +G ₃ &S)	5.5	5	μuf

^A EXTERNAL SHIELD #316 CONNECTED TO PIN 7.

RATINGS

INTERPRETED ACCORDING TO RMA STANDARD MB-210

HEATER VOLTAGE	12.6	VOLTS
MAXIMUM HEATER-CATHODE VOLTAGE	90	VOLTS
MAXIMUM PLATE VOLTAGE	300	VOLTS
MAXIMUM GRID #2 VOLTAGE	125	VOLTS
MAXIMUM GRID #2 SUPPLY VOLTAGE	300	VOLTS
MAXIMUM NEGATIVE DC GRID #1 VOLTAGE	50	VOLTS
MAXIMUM POSITIVE DC GRID #1 VOLTAGE	0	VOLTS
MAXIMUM PLATE DISSIPATION	3	WATTS
MAXIMUM GRID #2 DISSIPATION	0.6	WATT

TYPICAL OPERATING CONDITIONS AND CHARACTERISTICS

CLASS A₁ AMPLIFIER

HEATER VOLTAGE	12.6	12.6	VOLTS
HEATER CURRENT	150	150	MA.
PLATE VOLTAGE	100	250	VOLTS
GRID #3 VOLTAGE	0	0	VOLTS
GRID #2 VOLTAGE	100	100	VOLTS
CATHODE BIAS RESISTOR	68	68	OHMS
PLATE RESISTANCE (APPROX.)	0.25	1	MEGOHM
TRANSCONDUCTANCE	4 300	4 400	μMHOS
PLATE CURRENT	10.8	11	MA.
GRID #2 CURRENT	4.4	4.2	MA.
GRID #1 VOLTAGE (APPROX. FOR G _m = 40 μMHOS)	-20	-20	VOLTS

PLATE
2249
SEPT. 1
1949

12BA6 (6BA6)

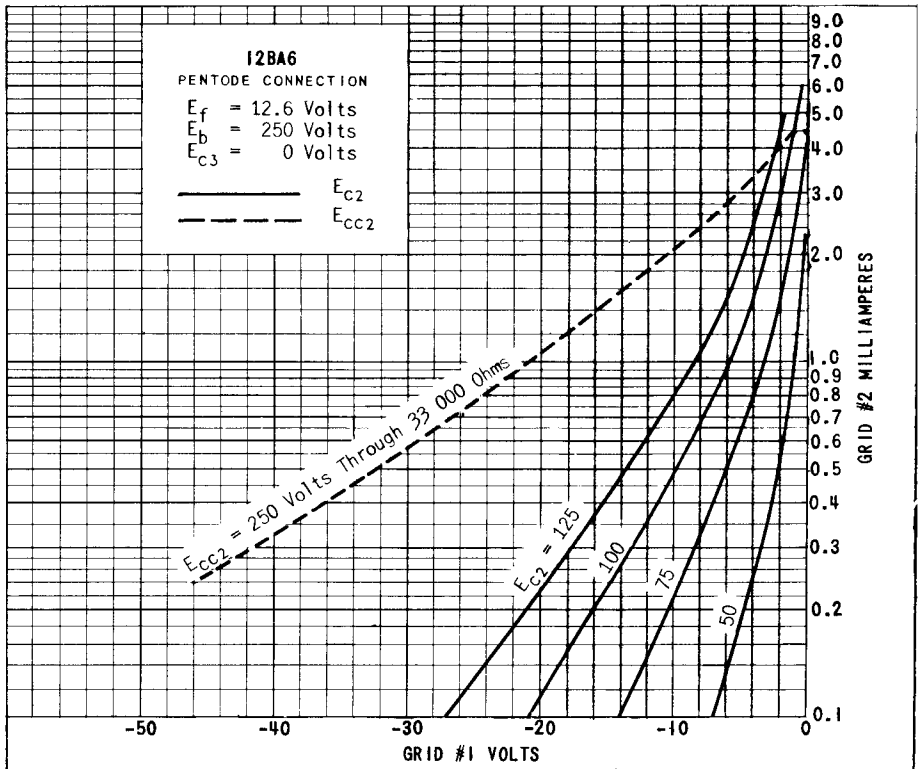
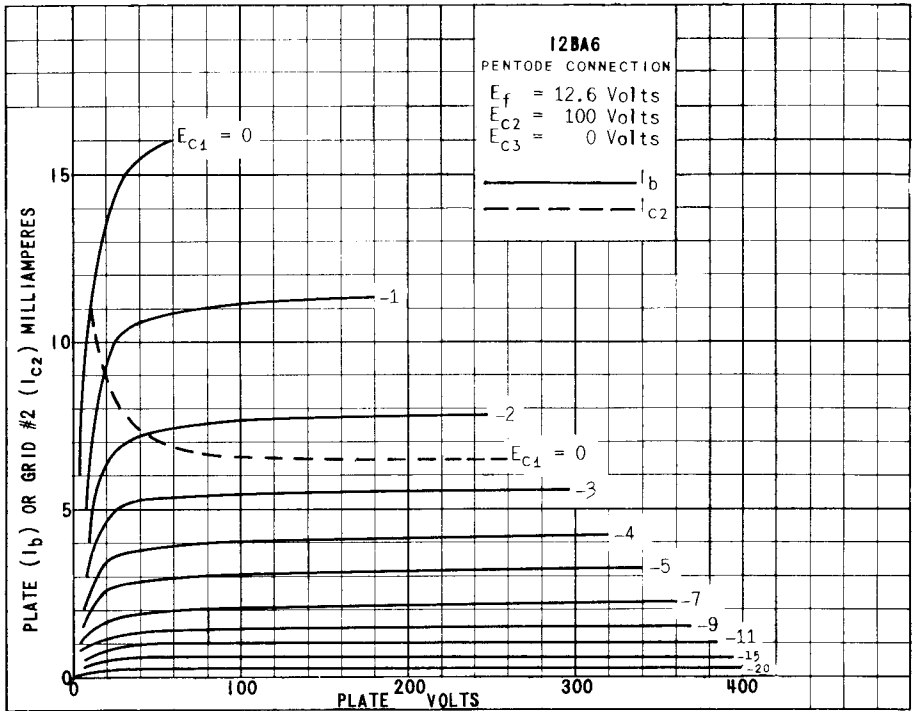
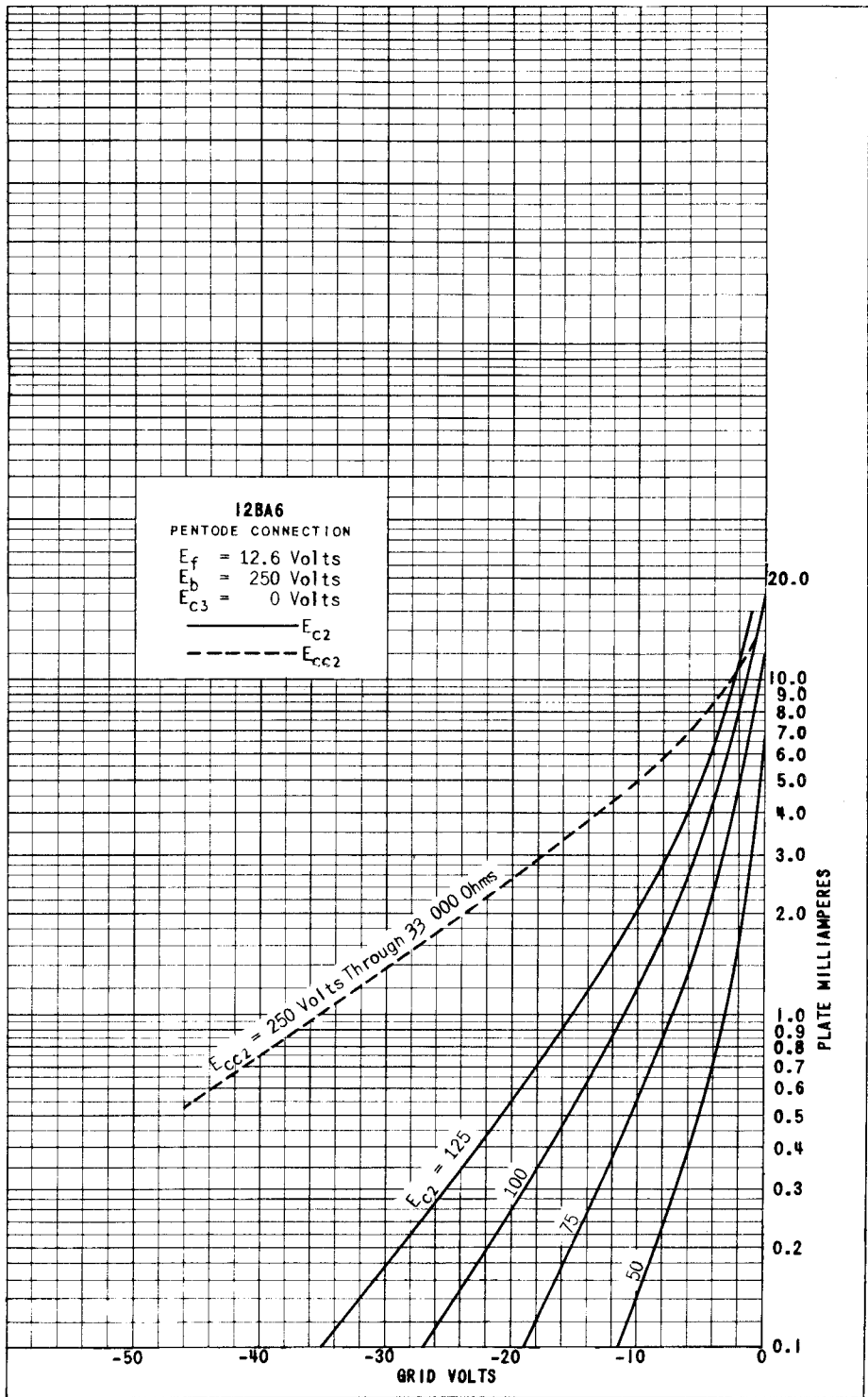


PLATE
 1805
 MAY 1
 1947



12BA6

