




6AB5/6N5

6AB5

**ELECTRON-RAY TUBE**

INDICATOR TYPE WITH TRIODE UNIT

Heater [■]	Coated Unipotential Cathode	
Voltage	6.3	a-c or d-c volts
Current	0.15	amp.
Overall Length	3-13/16" to 4-3/16"	
Maximum Seated Height	3-9/16" ←	
Maximum Diameter	1-3/16" ←	
Bulb	T-9 ←	
Base	Small 6-Pin	
Pin 1 - Heater		Pin 4 - Target
Pin 2 - Plate		Pin 5 - Cathode
Pin 3 - Grid		Pin 6 - Heater
Mounting Position	BOTTOM VIEW (6R)	Any

MAXIMUM RATINGS and TYPICAL OPERATING CONDITIONS

Plate-Supply Voltage	180 max. volts	
Target Voltage	180 max. volts	
	100 min. volts	
Typical Operation:		
Plate and Target Supply	135	135 volts
Series Triode-Plate Resistor [□]	0.25	1.0 megohm
Target Current † ^Δ	2	1.9 ma.
Triode-Plate Current ^Δ	0.5	0.13 ma.
Triode-Grid Voltage (approx.)		
For shadow angle of 0°	-10	-15.5 volts ←
For shadow angle of 90°	0	0 volts

[■] In circuits where the cathode is not directly connected to the heater, the potential difference between heater and cathode should be kept as low as possible.

[□] Designated as R in circuit diagram under Type 6E5.

† Subject to wide variations.

^Δ For triode-grid bias of 0 volts.

← indicates a change.

6AB5

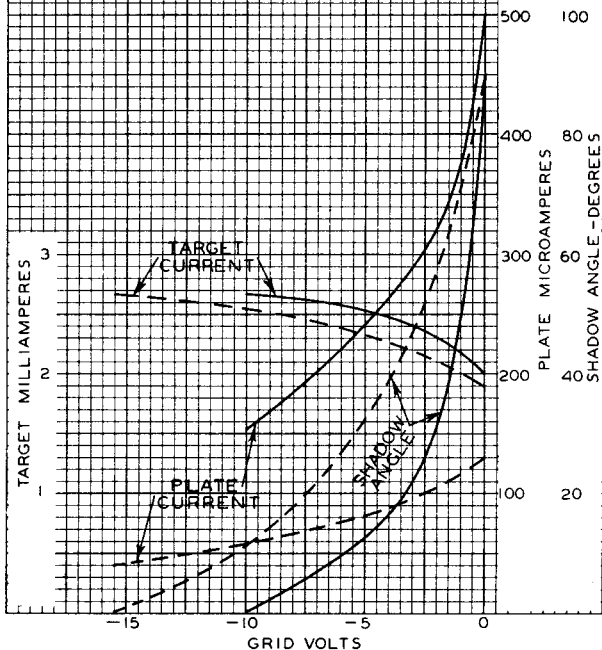
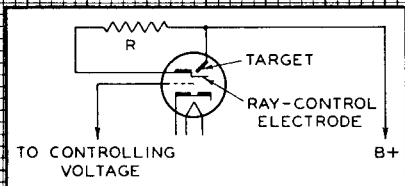


6AB5

AVERAGE CONTROL CHARACTERISTICS

 $E_f = 6.3$ VOLTS

CURVE	PLATE-SUPPLY VOLTS (B+)	SERIES PLATE RESISTOR (R) -MEG.
—	135	0.25
- - -	135	1.0



MAY 7, 1940

RCA RADOTRON DIVISION
RCA MANUFACTURING COMPANY, INC.

92C-4890R1