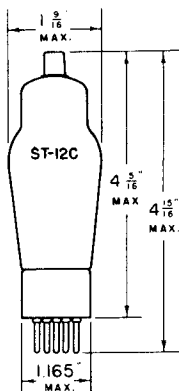


TUNG-SOL



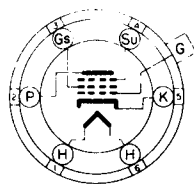
**TRIPLE GRID
DETECTOR AMPLIFIER**

UNIPOTENTIAL CATHODE

HEATER
6.3 VOLTS 0.3 AMPERE
AC OR DC

GLASS BULB

SMALL 6 PIN BASE



6F

BOTTOM VIEW

THE TUNG-SOL 6C6 IS A TRIPLE GRID GENERAL PURPOSE DETECTOR AMPLIFIER. WITH THE EXCEPTION OF CAPACITANCES, ITS ELECTRICAL CHARACTERISTICS ARE IDENTICAL WITH THOSE OF THE 6J7G AND THE 6J7GT.

RATINGS

	TRIODE ^D CONNECTION	PENTODE CONNECTION	
MAXIMUM PLATE VOLTAGE	250	300	VOLTS
MAXIMUM SCREEN SUPPLY VOLTAGE	PLATE	300	VOLTS
MAXIMUM SCREEN VOLTAGE	PLATE	125	VOLTS
MINIMUM EXTERNAL GRID BIAS VOLTAGE	0	0	VOLTS
MAXIMUM PLATE DISSIPATION	1.75	0.75	WATTS
MAXIMUM SCREEN DISSIPATION	-	0.10	WATT

TYPICAL OPERATING CONDITIONS AND CHARACTERISTICS

CLASS A₁ AMPLIFIER

	TRIODE CONNECTION		PENTODE CONNECTION		
PLATE VOLTAGE	180	250	100	250	VOLTS
SCREEN VOLTAGE	PLATE	PLATE	100	100	VOLTS
CONTROL GRID VOLTAGE ^A	-5.3	-8	-3	-3	VOLTS
SUPPRESSOR GRID VOLTAGE	PLATE	PLATE	CONNECTED TO CATHODE AT SOCKET		
PLATE CURRENT	5.3	6.5	2.0	2.0	MA.
SCREEN CURRENT	-	-	0.5	0.5	MA.
PLATE RESISTANCE	.0110	.0105	1.0	- ^B	MEG OHM
TRANSCONDUCTANCE	1800	1900	1185	1225	μMHOS
AMPLIFICATION FACTOR	20	20	-	-	
CONTROL GRID BIAS ^C	-	-	-7	-7	VOLTS

^A THE DC RESISTANCE IN THE GRID CIRCUIT SHOULD NOT EXCEED 1.0 MEGOHM.

^B GREATER THAN 1.0 MEGOHM

^C FOR CATHODE CURRENT CUT-OFF

^D SUPPRESSOR GRID AND SCREEN TIED TO PLATE

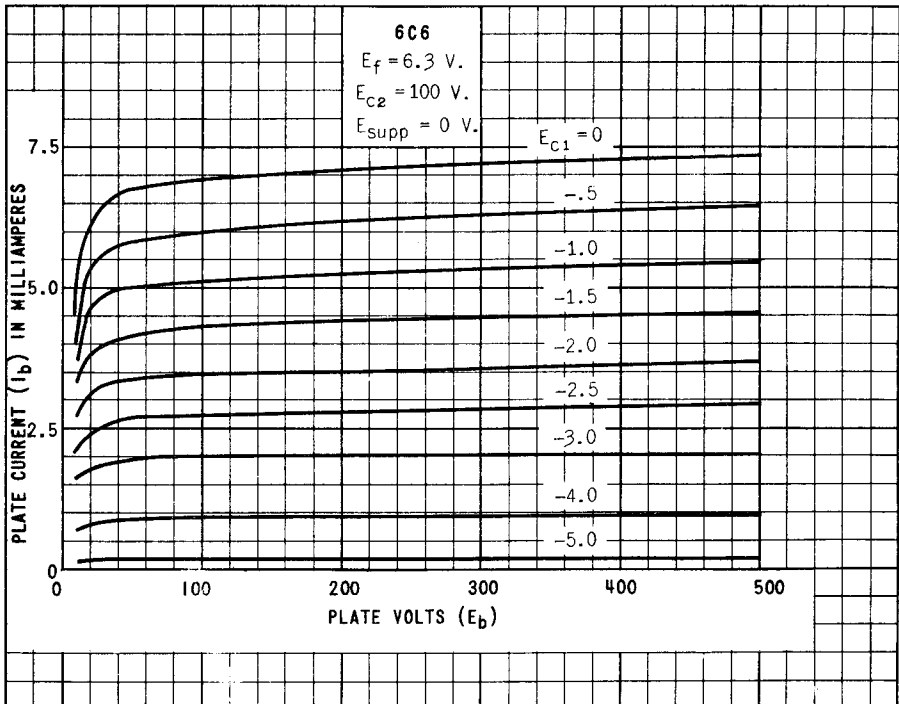
CONTINUED NEXT PAGE

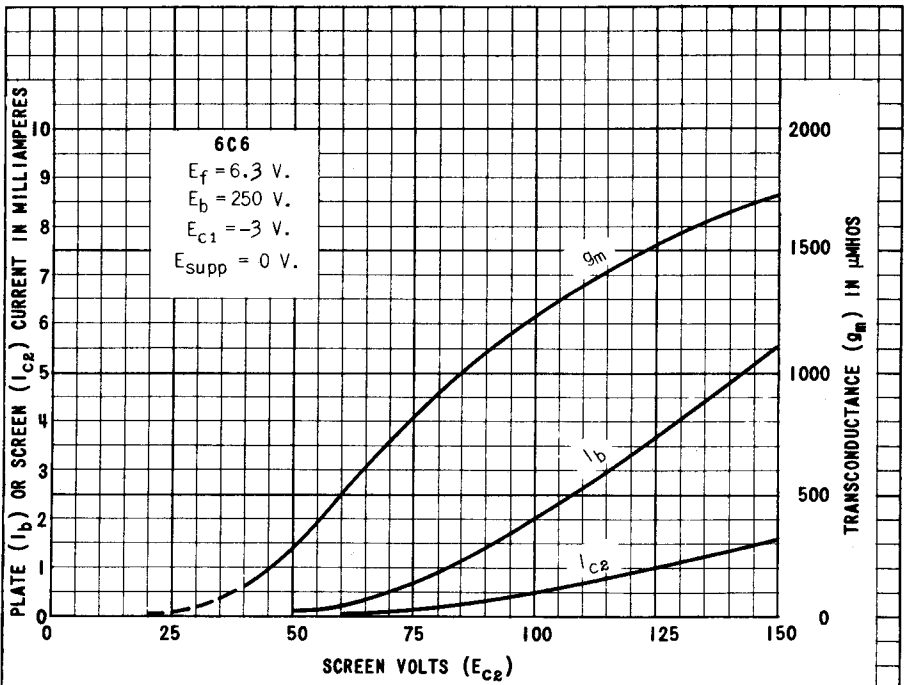
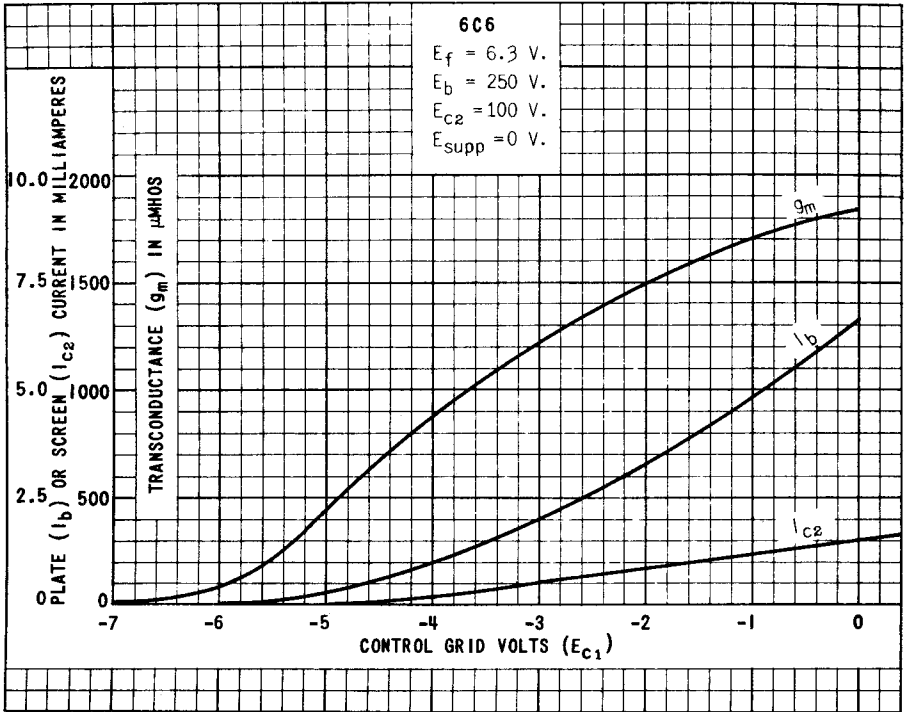
TUNG-SOL

DIRECT INTERELECTRODE CAPACITANCES⁵

	TRIODE CONNECTION	PENTODE CONNECTION	
CONTROL GRID TO CATHODE	3.0	5.0	$\mu\mu\text{f}$
PLATE TO CATHODE	10.5	6.5	$\mu\mu\text{f}$
CONTROL GRID TO PLATE MAX.	2.0	.007	$\mu\mu\text{f}$

⁵ MEASURED WITH AN EXTERNAL SHIELD. THE INTERNAL SHIELD WITHIN THE DOME OF THE 6C6 IS CONNECTED TO THE CATHODE WITHIN THE TUBE.





PRINTED IN U. S. A.

PLATE 897-2

NOV. 8 1940