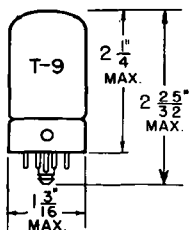


TUNG-SOL

PENTODE



GLASS BULB

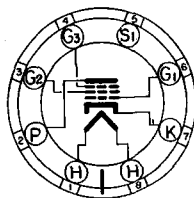
COATED UNIPOTENTIAL CATHODE

HEATER

6.3 VOLTS 300 MA.

AC OR DC

ANY MOUNTING POSITION



BOTTOM VIEW

LOCK-IN
8 PIN BASE

8V

THE 7H7 IS A SEMI-REMOTE CUTOFF PENTODE USING THE LOCK-IN CONSTRUCTION. IT IS DESIGNED FOR USE AS AN RF OR IF AMPLIFIER.

DIRECT INTERELECTRODE CAPACITANCES

EXTERNAL SHIELD #308 CONNECTED TO PIN #7

GRID TO PLATE: (G₁ TO P) MAX.

0.007 μf

INPUT: G₁ TO (H+K+G₂+G₃+IS)

8 μf

OUTPUT: P TO (H+K+G₂+G₃+IS)

7 μf

RATINGS

INTERPRETED ACCORDING TO RMA STANDARD MB-210

HEATER VOLTAGE	6.3	VOLTS
MAXIMUM HEATER-CATHODE VOLTAGE	90	VOLTS
MAXIMUM PLATE VOLTAGE	300	VOLTS
MAXIMUM GRID #2 VOLTAGE	150	VOLTS
MAXIMUM GRID #2 SUPPLY VOLTAGE	300	VOLTS
MAXIMUM PLATE DISSIPATION	2.5	WATTS
MAXIMUM GRID #2 DISSIPATION	0.5	WATT
MAXIMUM POSITIVE DC GRID #1 VOLTAGE	0	VOLTS

TYPICAL OPERATING CONDITIONS AND CHARACTERISTICS

CLASS A₁ AMPLIFIER

HEATER VOLTAGE	6.3	6.3	VOLTS
HEATER CURRENT	300	300	MA.
PLATE VOLTAGE	100	250	VOLTS
GRID #2 VOLTAGE	100	150	VOLTS
GRID #1 VOLTAGE	-1.5	0	VOLTS
CATHODE BIAS RESISTOR	0	180	OHMS
GRID #3 & SHIELD VOLTAGE	PINS #4 & #5 CONNECTED TO PIN #7 AT SOCKET		
PLATE CURRENT	7.5	10	MA.
GRID #2 CURRENT	2.6	3.2	MA.
PLATE RESISTANCE (APPROX.)	0.35	0.8	MEG OHM
TRANSCONDUCTANCE	4000	4000	μMHOS
GRID #1 VOLTAGE (APPROX.) FOR G _m = 35 μMHOS	-12	-19	VOLTS

SIMILAR TYPE REFERENCE: Somewhat similar to types 6SG7 and 6SG7GT.

→ INDICATES A CHANGE OR ADDITION.

7H7 (14H7)

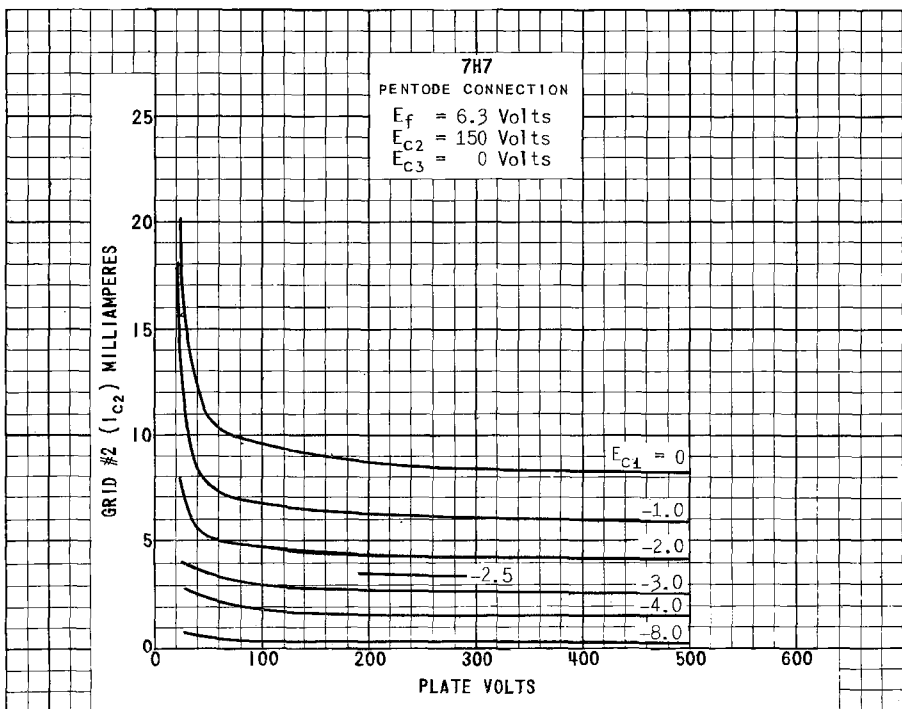
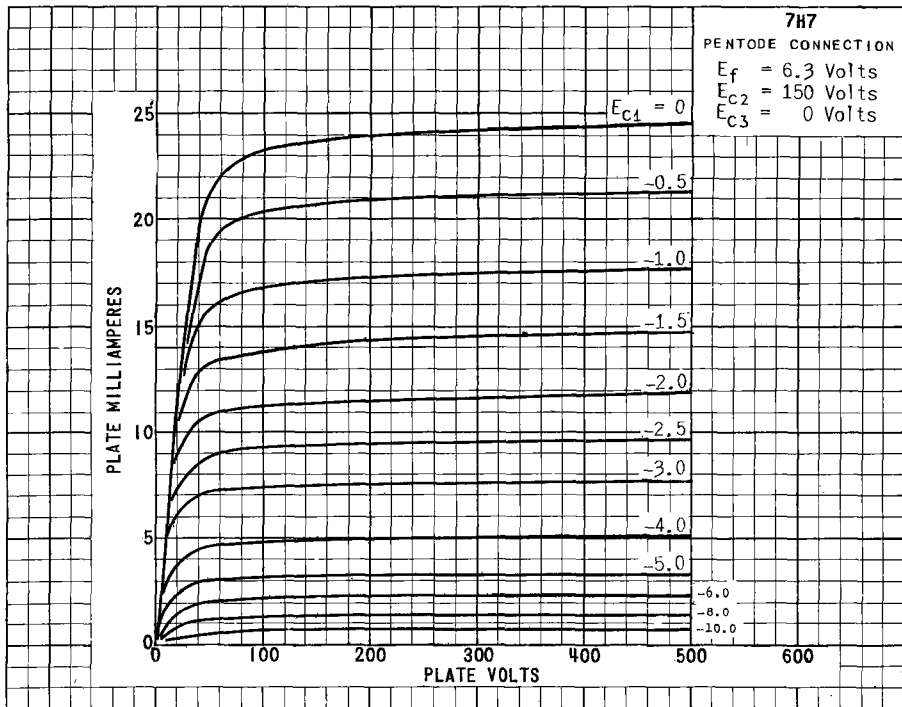
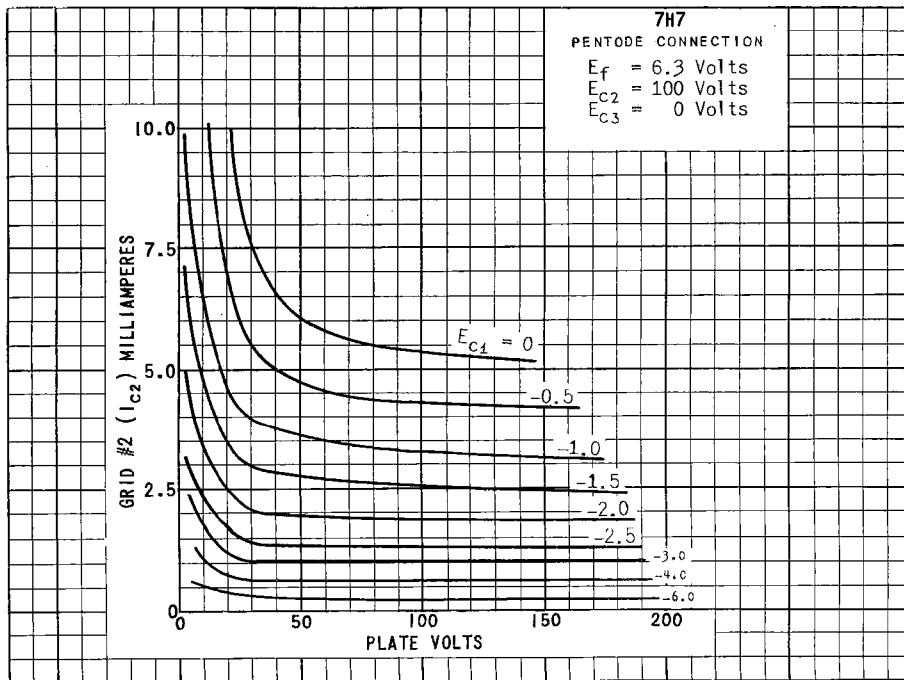
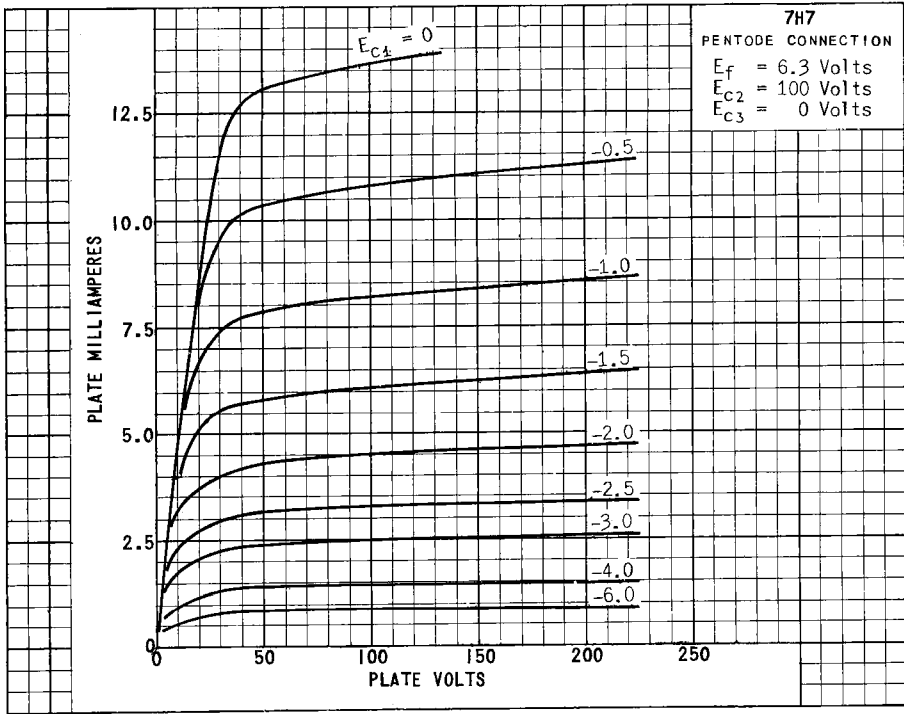


PLATE
2737
SEPT. 1
1951



PRINTED IN U. S. A.

PLATE
2738
SEPT. 1
1951

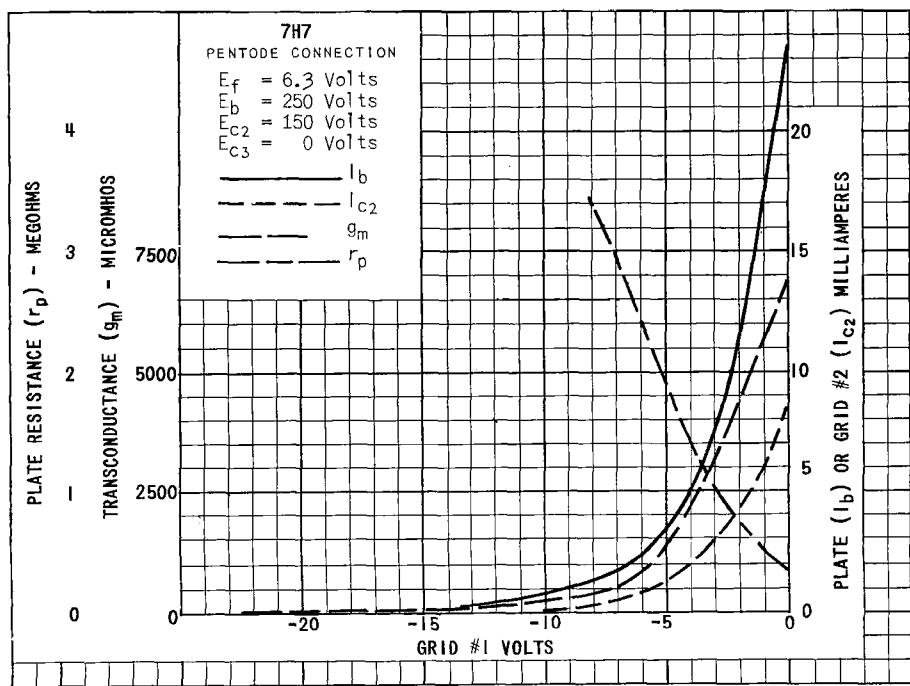
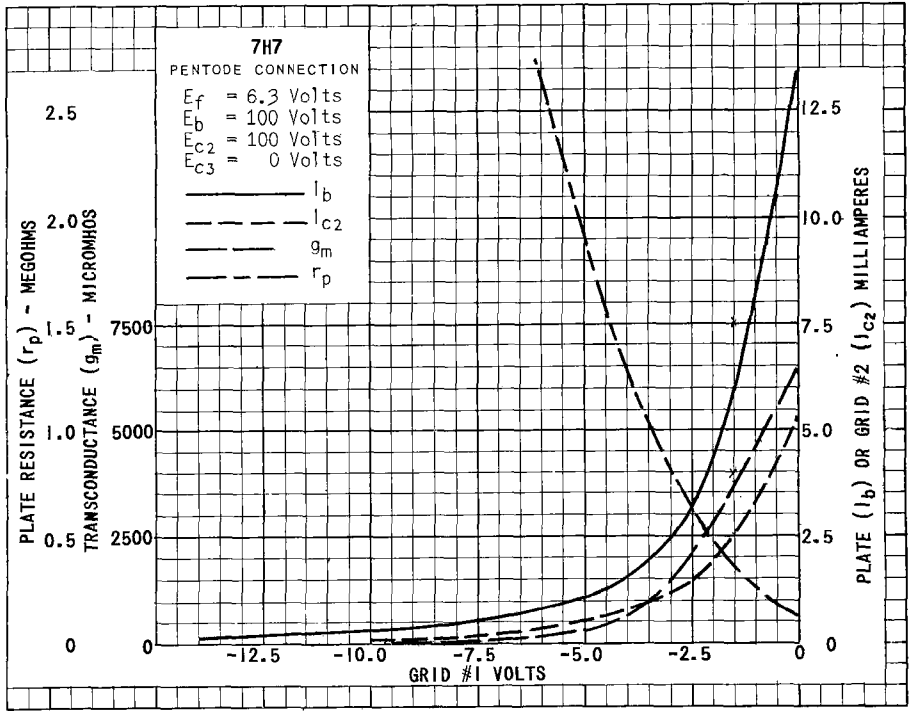


PLATE
2739
SEPT. 1
1951